



# 2nd Grade Music

2-0922-4

# Hello Song!

Hello, hello, hello  
How are you? (x2)

I'm good,  
I'm great,  
I'm wonderful! (x2)

Hello, hello, hello  
How are you? (x2)



# Agenda & Goals

## 01. Rhythm Game

I can play quarter notes & eighth notes on an instrument of my choice.

## 03. Harvest Song

I can identify the lyrics of a new song through the use of pictures.

## 05. Traffic Lights

I can follow the directions of the conductor.

## 02. Vocal Warm-Up

I can sing with a high, light voice while using solfege & hand signs.


## 04. Move & Freeze

I can create movements to the steady beat with a partner.


## 06. Draw a Bucket of Water

I can match my actions to the music.


# Rhythm Game: I can quarter notes & eighth notes on an instrument of my choice.



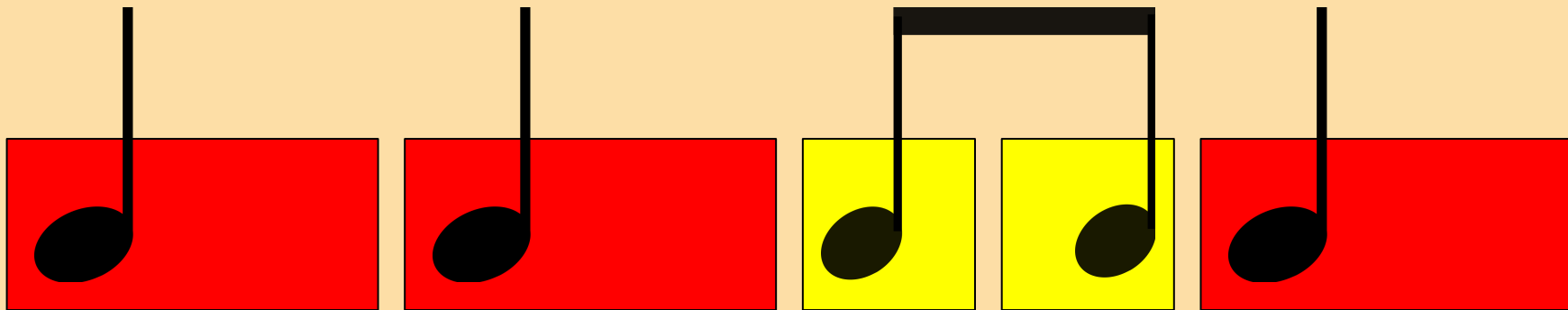
# Rhythm Game: I can quarter notes & eighth notes on an instrument of my choice.




# Rhythm Game: I can quarter notes & eighth notes on an instrument of my choice.



# Rhythm Game: I can quarter notes & eighth notes on an instrument of my choice.



# Rhythm Game: I can quarter notes & eighth notes on an instrument of my choice.





Vocal Warm-Up: I can sing with a high, light voice while using solfege & hand signs.

- Do' Sol Mi Do
- Do Mi Sol Do
- Do' Do' Do' Do'
- Fa La La La
- Mi Sol Sol Sol
- Re Fa Mi Re
- Do Do Do Do



# Vocal Warm-Up: I can sing with a high, light voice while using solfege & hand signs.

Do

Do

Do

Sol

Sol

Sol

Mi

Mi

Mi

Do

Do

La

La

La

Fa

Sol

Sol

Sol

Mi

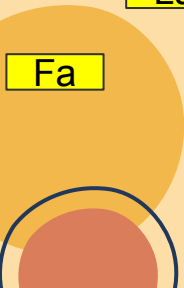
Fa

Mi


Re

Re

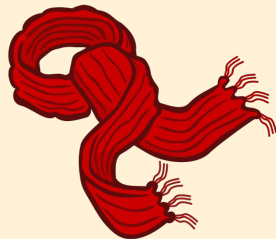

Do



Harvest Song: I can identify the lyrics of a new song through the use of pictures.



Leaves are now turning. The fruit has been gathered.

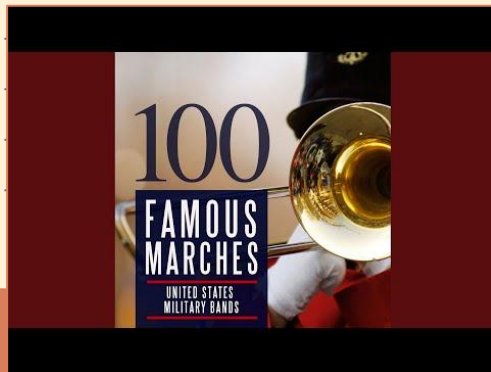


Early morning, air is cool. The harvest has begun.

# Move & Freeze:

I can move to the steady beat with a partner.

- Find a partner
- When the music plays, move to the steady beat using the SAME MOVEMENT.
  - This means you will have to communicate what you'd like to do.
  - Take turns coming up with new movements.
- When the music stops, freeze!




## Traffic Lights: I can follow the directions of the conductor.

## Traffic Lights

$\text{♩} = 120$

New England, adapted




Red light, red light, what do you say? I say "Stop, and please o - bey!"

### Additional Verses:

2. Yellow light, yellow light, what do you say? I say, "Slow and please obey."
3. Green light, green light, what do you say? I say, "Go and please obey."
4. Thank you, thank you; red, yellow, green. Now I know what traffic lights mean.

- Review song with solfege
- Choose an instrument
- Red light = no playing
- Yellow light = slow playing
- Green light = fast playing



# Draw a Bucket of Water: I can match my actions to the music.

 Draw a	 Bucket of	 Wa -	 ter
 For my	 only	 Daugh -	 ter
 One ba -	 boon & a	 silver	 spoon
 Let this	 Old lady	 Un -	 der



Line up quietly if...



# Thanks!

CREDITS: This presentation template was created by Slidesgo, including icons by Flaticon, and infographics & images by Freepik and illustrations