

3rd Grade Music

3-0922-3



Hello!



Hello, hello, hello
How are you? (x2)

I'm good,
I'm great,
I'm wonderful! (x2)

Hello, hello, hello
How are you?



Agenda & Goals



01

Rhythm Practice

I can read eighth, quarter, and half notes.

02

Whole Notes

I can visualize whole notes compared to shorter sounds.

03

Rhythm Game


I can read various rhythm patterns.

04

A Rig-A-Tig-Tig

I can move to the steady beat.

Agenda & Goals



05

Melodic Training

I can sing a melody while using hand signs.


06

Baker's Shop

I can play a melody on an instrument.


RHYTHM PRACTICE

I CAN READ EIGHTH, QUARTER, AND HALF NOTES.




RHYTHM PRACTICE

I CAN READ EIGHTH, QUARTER, AND HALF NOTES.




RHYTHM PRACTICE

I CAN READ EIGHTH, QUARTER, AND HALF NOTES.




RHYTHM PRACTICE

I CAN READ EIGHTH, QUARTER, AND HALF NOTES.



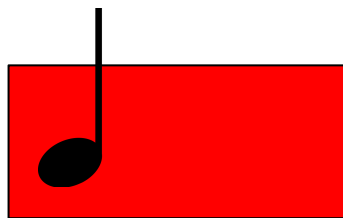
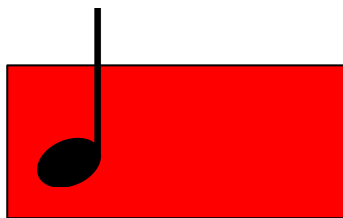
RHYTHM PRACTICE

I CAN READ EIGHTH, QUARTER, AND HALF NOTES.




RHYTHM PRACTICE

I CAN READ EIGHTH, QUARTER, AND HALF NOTES.



RHYTHM PRACTICE

I CAN READ EIGHTH, QUARTER, AND HALF NOTES.





WHOLE NOTES

I CAN VISUALIZE WHOLE NOTES COMPARED TO SHORTER SOUNDS.



We know...


Eighth Notes = Ti-Ti
Quarter Note = Ta
Half Note = Ta-a



We need to know...

What would a whole note
look and sound like?






WHOLE NOTES

I CAN VISUALIZE WHOLE NOTES COMPARED TO SHORTER SOUNDS.

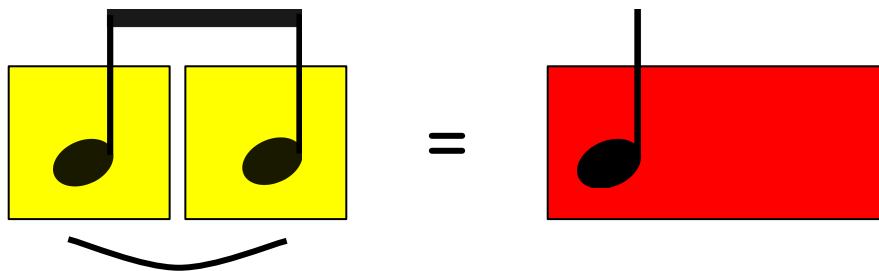
1. Line up 4 students
2. Each student equals a quarter note (ta)
3. 2 link arms
4. Each pair equals a half note (ta-a)
5. What if all 4 link arms?






WHOLE NOTES

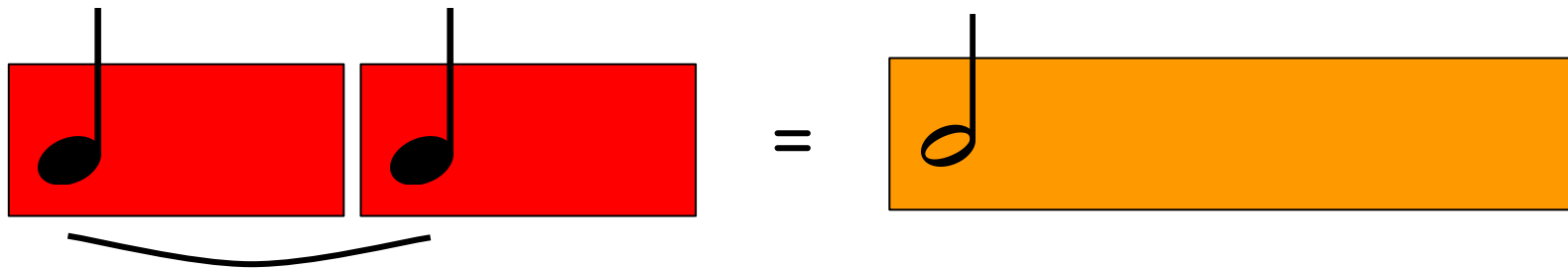
I CAN VISUALIZE WHOLE NOTES COMPARED TO SHORTER SOUNDS.





WHOLE NOTES

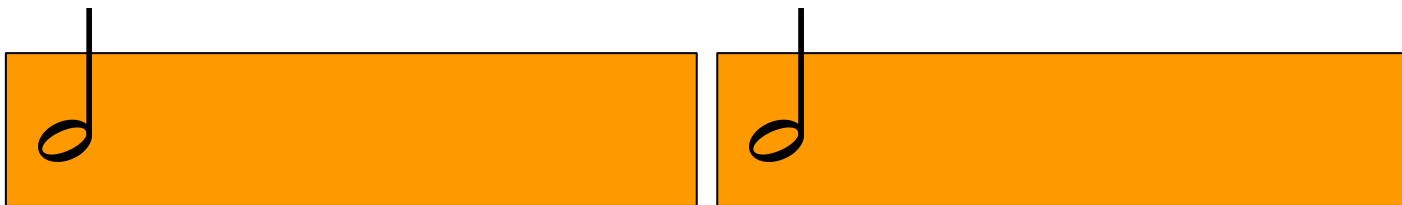
I CAN VISUALIZE WHOLE NOTES COMPARED TO SHORTER SOUNDS.





WHOLE NOTES

I CAN VISUALIZE WHOLE NOTES COMPARED TO SHORTER SOUNDS.



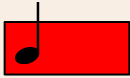
=



RHYTHM GAME

I CAN READ VARIOUS RHYTHM PATTERNS.

Ta



Quarter
Note

Ta-a

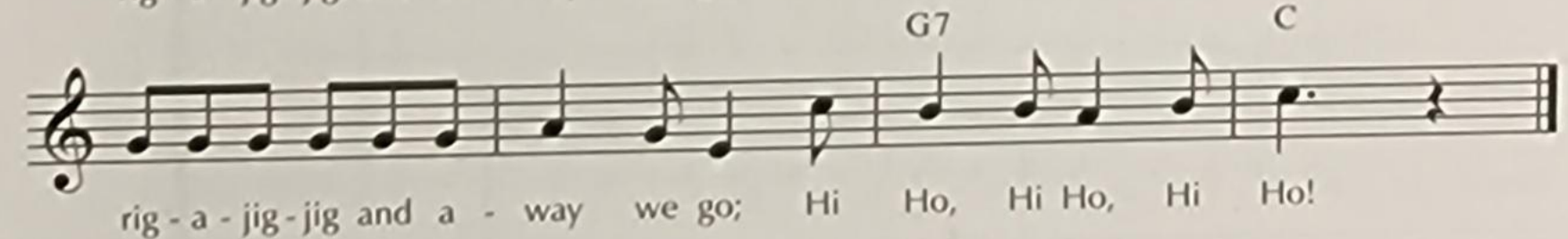
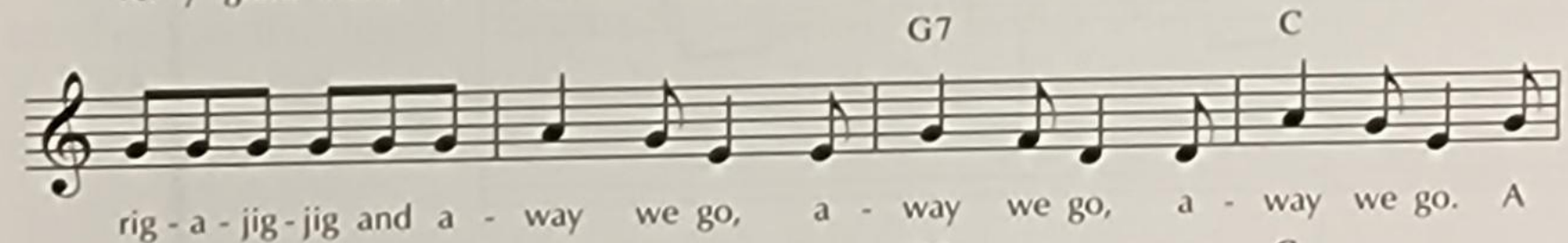
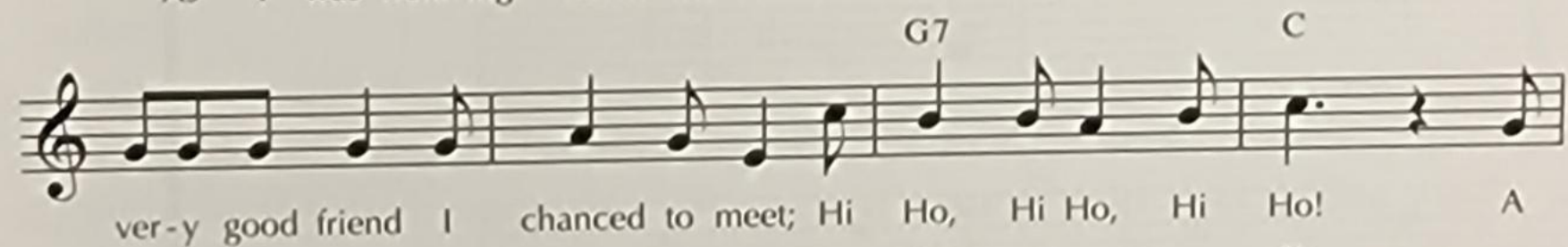
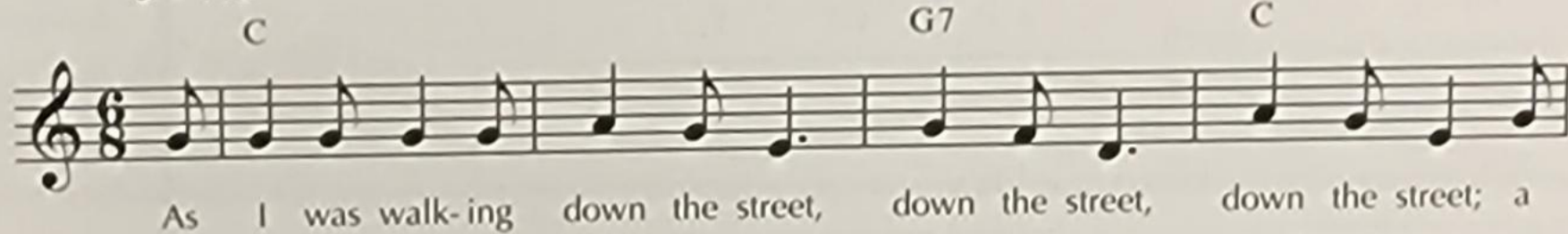


Half
Note

Ta-a-a-a



Whole
Note



MELODIC TRAINING

I CAN SING A MELODY WHILE USING HAND SIGNS.



DRM

Do Re Mi



MRD

Mi Re Do



DDM

Do Do Mi



MMD

Mi Mi Do



DMD

Do Mi Do



RRD

Re Do Re


DOWN TO THE BAKER'S SHOP

I CAN PLAY A MELODY ON AN INSTRUMENT.

- Review song
- Identify Mi-Re-Do
- Mi-Re-Do = A-G-F
- Class sings while I play xylophone
- Take turns playing “hop, hop, hop” on the instruments



*Line up
quietly if...*





Thanks

CREDITS: This presentation template was created by Slidesgo, and includes icons by Flaticon, and infographics & images by Freepik

Please keep this slide for attribution